

DA-111(Pull Handle)

※Please read the installation instruction before installation. Please do not dispose of the installation sheet after installation, instead please pass it to the product user for safe keeping

Safety Warning

Before installation, please read the "Safety Warning" to ensure proper installation of product.




■In the events of installation the possible situations that may occur leading to harm of the user will be stated below.

 警告 Column with the following tag indicates content that may lead to risks of death or serious injuries	 注意 Column with the following tag indicates content that may lead to injuries and product damage
---	--




 This tag indicates content that should be avoided	 Please carry out all actions with the following tag.
---	--

警告 About Installation



Please do not install products on non-reinforced walls. Risk of product dropping may occur, resulting in injuries.

-  ※Please ensure that product is not installed on hollow wall structure before installation
-  ※Corresponding door thickness for this product is listed in the product specification section below.
-  After installation, please check product once more to make sure product has been firmly secured.
If product is not installed firmly, product might wobble or there might be risk of product falling off, resulting in injuries

警告 About Product Usage

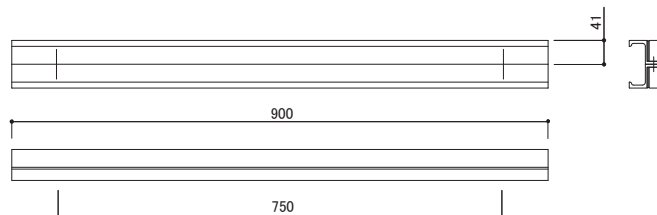
-  Please do not use product for unintended purposes or application. Product failure may result in injuries.
-  Load heavier than the stated load capacity may result in product failure and possible risk of injuries
-  Please do not subject product to load capacity and impact force larger than what is stated. Product failure may occur, increasing the risk of injuries.

注意 About Product Maintenance

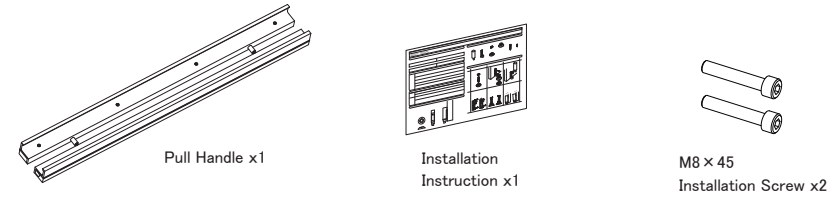
-  Wipe away all stains of cosmetics and medicinal products when found. Leaving stains for long term on the product may result in color change or corrosion which will increase the risk of product breakage and injuries
-  For maintenance on the leather portion of the door, please read the "Leather-Wrapped Product Manual" provided separately. As for the metal portions of the door handle for wipe with a soft, dry cloth for maintenance and when necessary a damp cloth with mild detergent(5~10% dilution) and finish off with a soft, dry cloth, Please avoid Gasoline(Benzin), thinner, alcohol and acidic or alkali-based detergent and cleansers to clean the products.

Product Specification

Type	Door Handle
Product code	DA-111
Material	Aluminum+Stainless+Wood
Product Dimension	(P750) 900x40x41mm
Load Capacity	588N (60kgf)
For Door Thickness	45~50mm (for M8X45 Installation Screws)
Glass Hole Dimension	φ 10 (In two places)



Included in Package (Please check)



Installation Procedure

◎Installation Procedure

- ①Remove the assembly screws and M8×40 installation screws from the pull handle and separate Main Body A(Wood) and (Aluminum) of the pull handle
- ②Align Main Body B and Main Body A (Aluminum) with the installation hole on the door and fix them in place with the M8×40 installation screws and washers provided
- ③Cover the Main Body A(Aluminum) with Main Body A(Wood) side of the pull handle and secure it in place with the assembly screws

