

SC-638 (Extension Mirror)


Safety Warning


- * Please be sure to read "Safety Warning" before installation to ensure product will be installed properly.
- * Customers who have purchased this product from the online shop should read the attached "Disclaimers and Warranties" and "Precautions" before installation.
- * Do not dispose the installation sheet after installation, instead please pass it to the product user.
- * Pass all tools that have been provided to product user.
- The following displays shows the levels of harm or damage if product is not installed properly.

Warning This display warns the possibility of death or serious injury.


Caution This display warns the possibility of injury or possibility of physical damage.

■ The following symbols shows the precautions that needs to be observed.


 This symbol is used to identify prohibited actions that must not be carried out.


 This symbol is used to identify mandatory actions that must be carried out.

Warning About installation





-  Please do not install product onto non-reinforced walls. Product may fall off and result in injury.
- * Installers can fix a 9mm or thicker solid plywood behind the product.
- * Product may not be stably installed on lightweight metal. As a precaution, please reinforce it with a wooden plank.
- * Do not install product on ALC (Autoclaved lightweight concrete), lightweight metal, or spaces between concrete blocks.

 If installing product on concrete, please use the provided plugs.





 This product is for indoor usage only. As it is not waterproof, please do not install it outdoor or in places that has a high humidity level. It may lead to corrosion and result in parts falling out and causing injury.

 After installation, please check to ensure product has been installed properly. If product has not been installed properly, it may wobble and drop off, resulting in injuries.

Warning About product usage

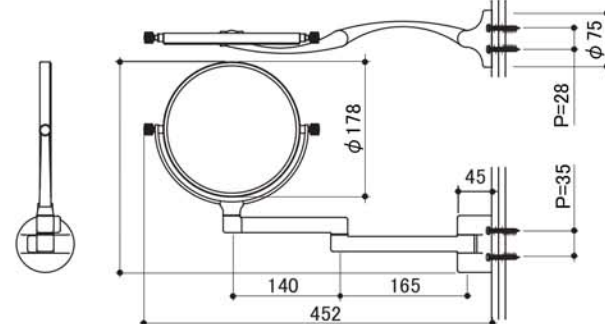
-  Do not use product for unintended purpose or application. Product failure may result in injury.
-  Do not load heavier than the stated load capacity. Product failure may result in injury.
-  Do not apply excessive force onto product. Product failure may occur and lead to injury.
-  Avoid installing mirror in places that are exposed to strong light as reflected rays will converge and burn anything that is in its path, which may result in a fire.

Caution About product maintenance

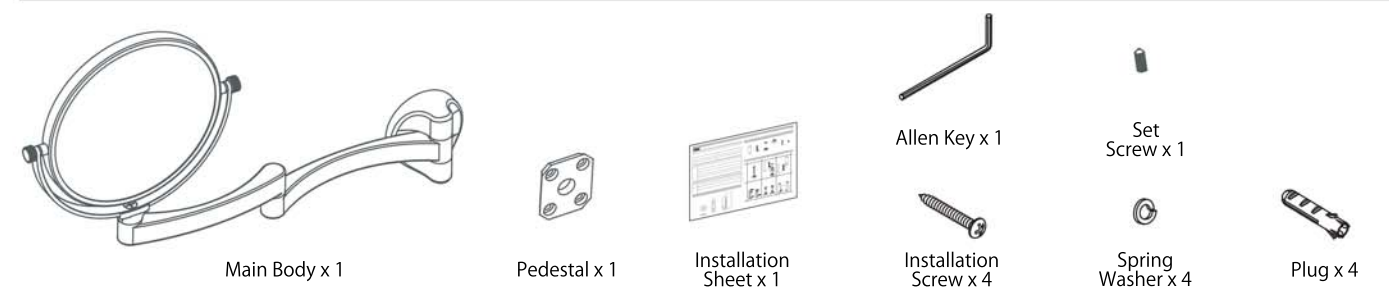
-  When not in use, keep product towards wall and cover mirror to protect it.
-  This mirror is made of glass. Do not apply excessive force onto it as it may break.
-  Wipe away any stain of cosmetic or chemical product when found. Leaving stains on product may lead to discolouration, corrosion and/or deterioration and result in breakage and injury.
-  Wipe with a soft, damp cloth. When necessary, wipe a damp cloth with mild detergent and finish with a soft, dry cloth. Do not use gasoline (Benzene), thinner, alcohol, or acidic/alkaline based detergent and/or cleanser to clean the product.

Product Specification

Type	Extension Mirror
Product Code	SC-638
Material	Brass + Glass
Product Dimension	452 x 276 x 75mm
Load Capacity	29.4N (3kgf)



Package Contents



Installation Procedure

Installation Procedure

1. Install Pedestal (vertically) to wall using the provided Spring Washers and Installation Screws.
 - * If wall is made of concrete, insert the provided Plugs into the holes before drilling Installation Screws in.
2. Fix Main Body onto Pedestal diagonally from the top.
 - * Ensure that there is no space between wall and Main Body.
3. Secure Fixing Screw at the bottom of Main Body, as shown in Image A, with the provided Allen Key.

