

SC-651 ■ 651L (Towel Rail)


Safety Warning


- * Please be sure to read "Safety Warning" before installation to ensure product will be installed properly.
- * Customers who have purchased this product from the online shop should read the attached "Disclaimers and Warranties" and "Precautions" before installation.
- * Do not dispose the installation sheet after installation, instead please pass it to the product user.
- * Pass all tools that have been provided to product user.
- The following displays shows the levels of harm or damage if product is not installed properly.

Warning This display warns the possibility of death or serious injury.


Caution This display warns the possibility of injury or possibility of physical damage.


■ The following symbols shows the precautions that needs to be observed.

 This symbol is used to identify prohibited actions that must not be carried out.




 This symbol is used to identify mandatory actions that must be carried out.

Warning About installation



-  Please do not install product onto non-reinforced walls. Product may fall off and result in injury.
- * Installers can fix a 9mm or thicker solid plywood behind the product.
- * Product may not be stably installed on lightweight metal. As a precaution, please reinforce it with a wooden plank.
- * Do not install product on ALC (Autoclaved lightweight concrete), lightweight metal, or spaces between concrete blocks.

 After installation, please check to ensure product has been installed properly. If product has not been installed properly, it may wobble and drop off, resulting in injuries.

Warning About product usage

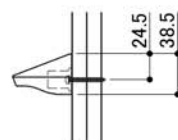
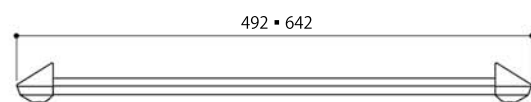

-  Do not use product for unintended purpose or application. Product failure may result in injury.
-  Do not load heavier than the stated load capacity. Product failure may result in injury.
-  Do not apply excessive force onto product. Product failure may occur and lead to injury.

Caution About product maintenance

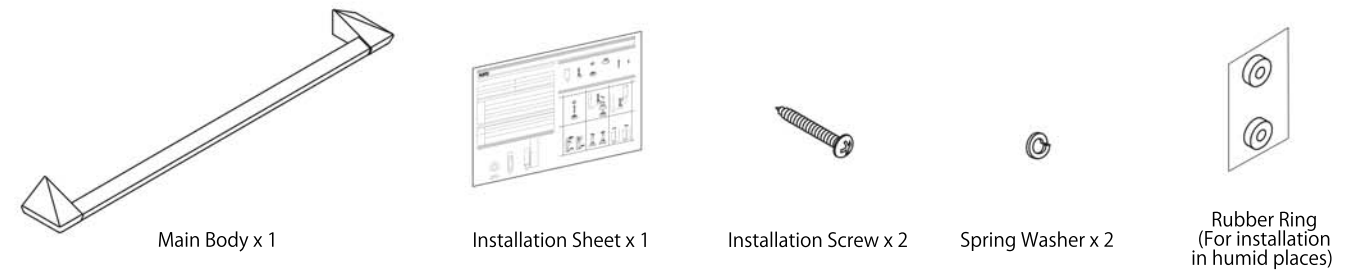
-  Wipe away any stain of cosmetic or chemical product when found. Leaving stains on product may lead to discolouration, corrosion and/or deterioration and result in breakage and injury.
-  Wipe with a soft, damp cloth. When necessary, wipe a damp cloth with mild detergent and finish with a soft, dry cloth. Do not use gasoline (Benzene), thinner, alcohol, or acidic/alkaline based detergent and/or cleanser to clean the product.

Product Specification

Type	Towel Rail
Product Code	SC-651 ■ SC-651L
Material	Brass + Stainless Steel
Product Dimension	492 x 56 x 38.5mm ■ 642 x 56 x 38.5mm
Load Capacity	98N (10kgf)



Package Contents



Installation Procedure

Installation Procedure

1. Unscrew Fixing Screw to separate Main Body from Pedestal.
2. Install Pedestal to wall using the provided Spring Washers and Installation Screws.
3. Secure Main Body to Pedestal with Fixing Screw.

