

Safety Warning

Before installation, please read the "Safety Warning" to ensure proper installation of the product.

- In the event of improper installation, the possible situations that may occur to user are stated below.

 Warning This tag indicates contents that may lead to risks of serious injuries and/or death	 Caution This tag indicates contents that may lead to injuries and/or product damage
--	--

- Please proceed with caution for contents with the following tag

 This tag indicates contents that should be avoided	 Please carry out all actions that has this tag
--	--

Warning About installation

Please do not install products on non-reinforced walls. Risks of product dropping may occur, resulting in injuries



- ※ Before completion of wall, please reinforce the wall with plywood, etc of installation screws that are 9mm length & above
- ※ For installation on light weight metal, please reinforce metal with plywood as the strength of the metal might be insufficient
- ※ Installation of product cannot be made directly on ALC material, light weight metal and hollow spaces of concrete blocks.



- After installation, please check product one more time to make sure product has been firmly secured.
If product is not firmly installed, product might wobble and there might be risks of product falling, resulting in injuries.

Warning About product usage



Please do not use product for unintended purpose or application. Product failure may result in injuries.



Load heavier than the stated load capacity may result in product failure and possible risks of injuries.



Please do not subject product to load capacity and impact force larger than what is stated.
Product failure may occur, leading to risks to risks of injuries.

Caution About product maintenance



Wipe away cosmetics and/or chemical product stains when found.

Long term stains will result in corrosion, discolouration, and/or deterioration which may lead to product breakage and result in injuries.



Wipe with soft dry cloth for maintenance. When necessary, use a damp cloth with diluted detergent and dried off with a dry cloth.
Do not use gasoline (Benzin), thinner, alcohol, acidic/alkali-based detergent and/or cleansers to clean product.

SE-013 (Paper Holder)

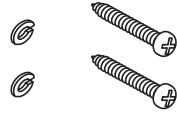
※Please read installation manual before installation and pass it to user for safe keeping

※Pass attached installation tool (if any) to user along with the installation manual.

Package Contents



Paper Holder x1



Installation Screws



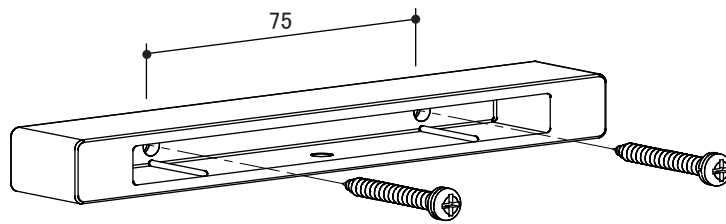
Installation Instruction x1



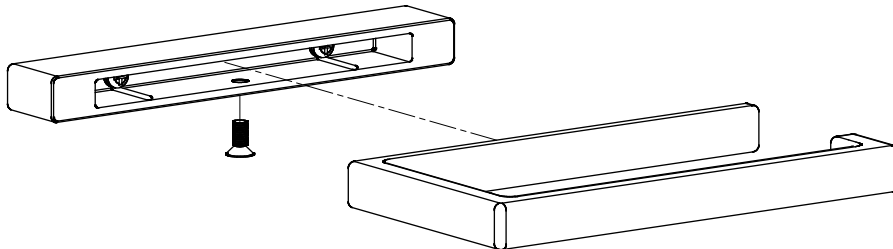
Safety Warning x1

Installation Procedure

1



2



Product Specification

Type: Paper Holder
Product ID: SE-013
Material: Zinc
Product Dimension: 147x100x14mm
Load Capacity: 49N (5kg)

