

## SH-024\_3(Sanitary Handle)

※Please read the installation instruction before installation. Please do not dispose of the installation sheet after installation, instead please pass it to the product user for safe keeping


## Safety Warning



Before installation, please read the "Safety Warning" to ensure proper installation of product.


■In the events of installation the possible situations that may occur leading to harm of the user will be stated below.




 <b>警告</b> Column with the following tag indicates content that may lead to risks of death or serious injuries	 <b>注意</b> Column with the following tag indicates content that may lead to injuries and product damage
---	--

 This tag indicates content that should be avoided	 Please carry out all actions with the following tag.
---	--



 **警告** About Installation

-  ※Please do not install products on non-reinforced walls. Risk of product dropping may occur, resulting in injuries.
-  After installation, please check product once more to make sure product has been firmly secured.  
If product is not installed firmly, product might wobble or there might be risk of product falling off, resulting in injuries

 **警告** About Product Usage


-  Please do not use product for unintended purposes or application. Product failure may result in injuries.
-  Load heavier than the stated load capacity may result in product failure and possible risk of injuries
-  Please do not subject product to load capacity and impact force larger than what is stated. Product failure may occur, increasing the risk of injuries.

 **注意** About Product Maintenance

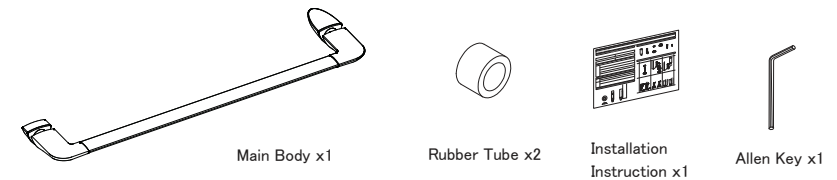
-  Wipe away all stains of cosmetics and medicinal products when found. Leaving stains for long term on the product may result in color change or corrosion which will increase the risk of product breakage and injuries
-  Wipe with a soft, dry cloth for maintenance. When necessary, use a damp cloth with a mild detergent(5-10% dilution) and finish off with a soft, dry cloth. Please avoid gasoline(Benzin), thinner, alcohol, and acidic or alkali-based detergent and cleansers to clean the product.

## Product Specification

Type	Sanitary Handle
Product code	SH-024_3
Material	Stainless
Product Dimension	(P450)485.5×27.5×67.5mm
Load Capacity	588N(60kgf)
For Glass Thickness	8-12mm
Glass Hole Dimension	φ16mm(2 points)



## Included in Package (Please check)



## Installation Procedure

## ◎Installation Procedure

- ①Please insert the Rubber Tubes into the φ16 hole opening
- ②Separate Knob Fixing Screw, Cover Fixing Screw, Installation Screw, Knob and Cover from Body.
- ③Fix Body onto Pedestal with the provided Installation Screw and Spring Washer.
- ④Install Knob with Knob Fixing Screw.
- ⑤Install Cover with Cover Fixing Screw.
- ⑥When the installation is completed, please check that all parts are firmly connected.

